



Radio Communication Equipment  
in the Army

# **WIRELESS** *for the* **WARRIOR**

*by Louis Meulstee* (editor)

Compendium 3

**Kennblätter fremden Geräts**  
**Heft 13**  
**Nachrichtengerät**

Foreign Equipment Data Sheets - Volume 13

Signal Equipment (Part 1: Belgium, England, France and North America)

Facsimile reprint of a German WW2 publication

Cover and layout: Louis Meulstee  
Cover illustration: D50/13 sheet 283 <sup>24</sup> (f)

The cover artwork, intro and contents pages were prepared in Adobe PhotoShop and MS Word 2010, using the following fonts: Times New Roman, Arial, Avant Garde Bk Bd, Arial Rounded Bk Bd and Schmalfraktur.  
The scanned pages of the original D50/13 document came in .tif format and were enhanced using Photoshop. Both .docx and .tif files were converted into a printable single PDF with pdfFactory 4.5. The cover .psd file was converted into a separate PDF.

First published 2012 by  
Louis Meulstee, PAOPCR  
Ottersum,  
The Netherlands  
[info@wftw.nl](mailto:info@wftw.nl)  
[www.wftw.nl](http://www.wftw.nl)

ISBN/EAN: 978-90-819271-1-6



August 2012

Printing and distribution services: [www.lulu.com](http://www.lulu.com)



Contents.....	1
Introduction .....	4
Translation of introductory remarks and clarification of D50/13 .....	5
Sample page and contents pages with English captions .....	7
German - English glossary .....	9

## Foreign Equipment Data Sheets, Volume 13, Signal Equipment (Pt.2) —

- Cover and first sheet of D50/13, issue 1-7-1940.
- Cover D50/13 of revised issue 20-03-1941.
- List of publications in the D50 series.
- Revision notice sheets issued in 1941, 1942 and 1943.
- Preliminary remarks and clarification of D50/13, issue 1943.

Note that in the table of contents no page or sheet numbers are given, rather we have included the German identification number followed by the equipment group number and country of origin e.g. **107 24 (b)**. For more details see page 7.

### Belgium ... 24 (b)

- Original German table of contents Belgium

#### Field telephones

- Field telephone ATEA 107
- Field telephone Bell 108

#### Radio equipment

- Receiver RPBX 233
- Receiver RP39 234
- Transmitter-receiver ERTp37 262
- Transmitter-receiver ERP allégé 263
- Transmitter-receiver ERP36 264

- Transmitter-receiver ERM36 265
- Transmitter-receiver PM5 266
- Transmitter-receiver T3 267
- Transmitter-receiver ERM 268
- Transmitter-receiver PM4 269
- Transmitter-receiver ERG 270
- Transmitter-receiver ER ACH 271

### England ... 24 (e)

- Original German table of contents England

#### Field telephones and exchanges

- Field telephone EE-8 101
- Field telephone D, Mk.V 110
- Field telephone F, Mk.I and Mk.I\* 115
- Field exchange UC, 6 line 140
- Field exchange UC, 10 line 141

#### Telegraph equipment

- Fullerphone, Mk.IV 163
- Creed Undulator, Model No. 10 168
- Creed Morse Transmitter, Model No. 11 169
- Creed Teleprinter 172

#### Line equipment

- Superposing Units 193

#### Radio equipment

- Wireless Set No. 1 200
- Wireless Set No. 2 201
- Wireless Set No. 3 202
- Wireless Set No. 5LP 205
- Wireless Set No. 5HP 206
- Wireless Set No. 9 210

- Wireless Set No. 11 211
- Wireless Set No. 12 212
- Wireless Set No. 14 214
- Wireless Set No. 17 217
- Wireless Set No. 18 219
- Wireless Set No. 19 220
- Wireless Set No. 21 222
- Wireless Set No. 38 244
- Wireless Set No. 101 261
- Wireless Set No. 108 268
- Wireless Set No. 109 Mk.II 269
- Transmitter-receiver B1a 321
- Wireless Set C Mk.II No. 1 331
- Wireless Set C Mk.II No. 2 332
- Wavemeter Class C No. 1 333
- Transmitter-receiver G 4A 400
- Transmitter GSR 403
- Transmitter-receiver Type H 1 409
- Transmitter-receiver Type H 2 410
- Transmitter-receiver Type H 3 412

## England (cont)

- Transmitter-receiver Type R4	450
- Receiver Type R5	451
- Transmitter-receiver R 5A and R 5B	452
- Receiver Type R 6	453
- Transmitter Type R 6A (B, F)	454
- Transmitter-receiver Type R 10	456
- Transmitter-receiver Type R 11	457
- Transmitter-receiver Type R 13	459
- Receiver R101	467
- Receiver R102	468
- Receiver R106	472
- Receiver Type Rg 25	483
- Receiver Type Rg 34	485
- Receiver Type RS 4	487
- Receiver Type RS 5	488
- Transmitter-receiver SCR-245	502

- Transmitter Type S 12	508
- Transmitter Type S 15	509
- Receiver Hallicrafters S27	510
- Transmitter T1408	544
- Transmitter-receiver Type 12	582
- Transmitter-receiver Type 14	583
- Transmitter-receiver Type 35	585
- Transmitter-receiver Type 125	586
- Transmitter-receiver Type 490	587
- Transmitter-receiver Type 495	588
- Wireless Remote Control Unit 'B'	782
- Aerial Coupling Equipment 'B'	792

**Visual signal instruments**

- Lucas Lamp	820
- Signal lamp HCD 90MI 1932	821
- Signal lamp 9cm	822

## France ... 24 (f)

- Original German table of contents France

**Field telephones and exchanges**

- Field telephone TM 16	101
- Field telephone TM 27	102
- Field telephone TM 32	103
- Fortress telephone (1)	110
- Fortress telephone (2)	112
- DC telegraph (Fullerphone)	133
- DC telegraph TM 32	134
- Field exchange Routin 4	145
- Field exchange Routin 8	146
- Fortress switchboard (1)	147
- Fortress switchboard (2)	148

**Radio equipment**

- Transmitter E 18	200
- Transmitter E 23	201
- Transmitter E 53	202
- Transmitter F 50	203
- Transmitter F 250	204
- Receiver RF	235
- Receiver R 8	236
- Receiver R 11 (mod 1931)	237
- Receiver R 15	238
- Receiver R 15 ter	239
- Receiver R16	240
- Receiver R 42 bis	241
- Receiver R 61	242
- Receiver R 62	243
- Receiver OC 6	244
- Transmitter-receiver ER 12	270
- Transmitter-receiver ER 13	271
- Transmitter-receiver ER 14	272
- Transmitter-receiver ER 17	273
- Transmitter-receiver ER 22	274

- Transmitter-receiver ER 26 Méhariste	275
- Transmitter-receiver ER 26 bis	276
- Transmitter-receiver ER 26 ter 34	277
- Transmitter-receiver ER 26 ter 35	278
- Transmitter-receiver ER 27 M 35	279
- Transmitter-receiver ER 29	280
- Transmitter-receiver ER 30	281
- Transmitter-receiver ER 40	282
- Transmitter-receiver ER 41 M 39	283
- Transmitter-receiver ER 41 M 38	284
- Transmitter-receiver ER 51 M 39	285
- Transmitter-receiver ER 51	286
- Transmitter-receiver ER 52	287
- Transmitter-receiver ER 52 bis	288
- Transmitter-receiver ER 54	289
- Transmitter-receiver ER 55	290
- Transmitter-receiver ER 80	291
- Transmitter-receiver OTCF	292
- Transmitter-receiver Sadir Type 90	293
- Transmitter-receiver OTC 300	294
- Transmitter-receiver ER type 17-22	295
- Listening/intercept set	305
- Direction finder OL	325
- Direction finder OC	326

**Visual and other signal instruments**

- Signal lamp MIE 1929	335
- Signal lamp 14cm	336
- Signal lamp 24cm	337
- Signal lamp 35cm	338
- Fortress line control unit	580
- Fortress remote keying unit	590
- Assault cable layer pack	780
- Cable laying cart	781

## North America ... 24 (a)

- Original German table of contents North America

**Field telephones**

- Field telephone EE-4 (4A)	101
- Field telephone EE-5	102
- Field telephone EE-65	120
- Field exchange tel. attachment EE-2	136
- Field exchange BD-9	140
- Field exchange BD-10	141
- Field exchange BD-11	142
- Field exchange BD-14	143
- Telephone switchboard BD-50	150
- Telephone switchboard WE-1220 D	152

**Telegraph equipment**

- Telegraph EE-63	161
- Telegraph EE-76	162
- Telegraph TG-5	163
- Telegraph EE-1A (Buzzerphone)	168

**Line equipment**

- Assault cable layer pack RL-9	181
- Cable laying cart RL-16	182
- Cable laying cart K1	183
- Cable laying cart	184

**Radio equipment**

- Wavemeter SCR-61	205
- Transmitter-receiver SCR- 67A	206
- Transmitter-receiver SCR- 77B (A)	207
- Transmitter-receiver SCR- 79B	208
- Wavemeter SCR-95	210
- Transmitter-receiver SCR- 97	211
- Transmitter-receiver SCR- 99	212
- Transmitter-receiver SCR- 109A	214
- Wavemeter SCR-125	219
- Transmitter-receiver SCR- 127/130	222
- Transmitter-receiver SCR- 131	223
- Transmitter-receiver SCR- 132A	224
- Transmitter-receiver SCR- 136	227
- Transmitter-receiver SCR- 140	229
- Transmitter-receiver SCR- 143	231
- Transmitter-receiver SCR- 159	237
- Transmitter-receiver SCR- 161	238
- Transmitter-receiver SCR- 162	239
- Transmitter-receiver SCR- 163	240
- Transmitter-receiver SCR- 171	244
- Transmitter-receiver SCR- 175	245

- Transmitter-receiver SCR- 176	246
- Transmitter-receiver SCR- 177	247
- Transmitter-receiver SCR- 178/179	249
- Transmitter-receiver SCR- 183-T4	253
- Transmitter-receiver SCR- 188	260
- Transmitter-receiver SCR-189	261
- Transmitter-receiver SCR- 190	262
- Transmitter-receiver SCR- 193	263
- Transmitter-receiver SCR- 194	264
- Transmitter-receiver SCR- 217 (18M)	283
- Transmitter-receiver SCR- 245	301
- Transmitter-receiver SCR- 508A	380
- Transmitter-receiver SCR- 510B	385
- Transmitter-receiver SCR- 528A	394
- Transmitter-receiver SCR- 609A	430
- Transmitter-receiver SCR- 610A	431
- Transmitter-receiver SR- 35	451
- Wavemeter BC- 150	470
- Wavemeter BC- 153	471
- Transmitter BC- 223A	480
- Receiver BC- 312C (D,E,F,G)	490
- Transmitter BC- 375	496
- Receiver BC- 603A	520
- Transmitter BC-604A	521
- Intercom Amplifier BC-605A	522
- Transmitter-receiver BC-611A (B)	526
- Receiver BC- 683A	539
- Transmitter BC- 684A	540
- Transmitter-receiver ATR-219	553
- Transmitter-receiver for secure Morse	571
- Transmitter for secure Morse	572
- Receiver Hammarlund Comet Pro	585
- Receiver Hammarlund SP-110L	586
- Hermes Midget Transreceiver	591
- Transmitter-receiver PM-4	620
- Receiver RA-1	632
- Transmitter-receiver V-100	650
- Receiver 1-10 (National Co)	662
- Transmitter-receiver 2 VBM	665
- Brigade Command Vehicle	701

**Visual signal instruments**

- Signal lamp EE-6	820
- Signal lamp EE-7	821

Information pages on the WftW series ..... il-i5

## Introduction

'*Foreign Equipment Data Sheets*' is a series of 15 different German Army publications providing principal data on enemy equipment ranging from small arms, heavy weapons, ammunition and vehicles, to communication equipment. They were compiled by the German high command, based on captured equipment and handbooks, but also from various (commercial) documents and journals, issued to the German Forces as a guide to the reuse of the equipment. The publications are loose leaf allowing the replacement of obsolete and incorrect pages, and the addition of new pages in order to keep up with developments. Original and complete copies are rare.

'*Signal Equipment*' (also known as D50/13) is Volume 13 in the '*Foreign Equipment Data Sheets*' series, first issued in July 1940, completely revised in 1941, with supplements issued in 1941, 1942 and 1943. Although attractive to reprint the publication in its original state, transformed into a bound form for more convenience, it was considered that an English introduction and table of contents would be very useful to the English-speaking reader. In addition, the original German Fraktur (Gothic) text is for many readers a serious drawback. Therefore a translation of a few selected original table of contents pages, introduction pages and a sample page explaining the original page numbering system have been added.

The size of the original publication is about equal to the WftW *Compendium*, and in the early stages of the preparation of the reprint it was decided for reasons of consistency and convenience to add it to the Compendium series. The original page numbering system, a German identification number followed by the equipment group number (in this case 24 representing Signal Equipment) and a letter indicating the country of origin was maintained, albeit at first glance a bit confusing.

An original copy of '*Foreign Equipment Data Sheets*', Volume 13, '*Signal Equipment*' (D50/13), kindly lent by Alois Vesely of Prague, Czech Republic, was professionally scanned to the highest standard by Valeriy Gromov of the RKK Radio Museum in Moscow. The '.tif' format scans were later carefully cleaned, page by page, removing all the traces of heavy use and the deterioration of the war-time paper, by means of the Adobe Photoshop computer program, resulting in a quality which is generally in excess of the current state of the original publication.

This facsimile reprint represents the D50/13 publication as it was issued and updated, including all supplements, of which the last was issued in November 1943<sup>1</sup>. Obsolete pages issued earlier have been removed, as these only would add confusion without providing any extra information. Blank pages and coloured separator pages in the original document are omitted, as they would add considerably to the total number of pages. On a small number of pages, particularly in the Russian section, the RKK Radio Museum has inserted illustrations of sets which were not printed in the original publication.

It should be noted that the poor state of the source material with its inconsistent printing quality reflects in some cases to some of the pages in this reprint. An example is the varying line positions of the page numbering. The '*Foreign Equipment Data Sheets*' should be considered as the state of knowledge at the time of compiling, therefore errors and/or omissions occur!

The limit on the spine thickness for stability of the book was the reason that the reprint was split into two parts, the first part covering the Belgian, English, French and North American sections; the second part covering the Russian and Swiss sections.

We are grateful for the help, encouragement and provision of source documents to Valeriy Gromov, RA3CC, RKK Radio Museum, Moscow, ([www.rkk-museum.ru](http://www.rkk-museum.ru)); Alois Vesely, Prague; Werner Thote, DL1VHF, Radeberg; Oberst a.D. Johann Prikowitsch, OE1PQ, Waldviertel; Alister J Mitchell, GM3UDL, Glasgow; Tor Marthinsen, Tønsberg. Suggesting and compilation of the German-English glossary was the work of Chris Jones, G8GFB, Lancashire. Without their support this reprint would not have been possible.

<sup>1</sup> For historical interest only, a few early sheets originally declared obsolete were added to the reprint, these include the cover and first sheet of the 1940 issue, and sheet 845 24 (r).

## Translation of introductory remarks and clarification of D50/13

It was thought useful for English readers to include translations of some relevant parts from the original 'Vorbemerkungen' (Introductory remarks, sheet 1a) and 'Erläuterungen zu D50/13' (Clarification of D50/13, sheet 2b), both being general notes on the use and contents of the publication.

## Vorbemerkungen

### A. Allgemeines

#### Introductory remarks

##### A. General

1. This publication is being amended constantly. Newly issued sheets should be added to the table of contents so as to maintain an overview and to verify the completeness of the collection. The sheets are arranged by country. A table of contents precedes each country chapter.

## Erläuterungen zu D 50/13

### I. Allgemeines

#### Clarification of D50/13

##### I. General

The 'German designations' are divided as follows:

1. Telephone equipment
  - Field telephones
  - Field exchanges
  - Switchboards
2. Telegraph equipment
  - Acoustical and printing signal equipment
3. Supplementary telephone equipment
  - Mechanical and electrical devices for telephony use
4. Radio equipment
  - Transmitters
  - Receivers
  - Wavemeters
  - Amplifiers
  - Crew intercom amplifiers and other equipment
5. Visual instruments
  - Heliographs
  - Signal lamps
  - Modulated light beam equipment etc.

For simplification, the type of equipment is added in the column 'German designation of equipment' for Groups 1, 2 and 5 above.

The column 'Where required, clarify with' is applied only for countries not using Antiqua or Fraktur font, for example Russia.

After the column 'Abbrev.' follows the designation of the type of equipment (e.g. transmitter, field exchange, remote control equipment); for equipment in the groups 1, 2 and 5 which are to be found in the column 'German designation of equipment', an additional clarification is usually provided.

Equipment originating from Australia is described in the English section.

dtisch Kennnummer

**118** 24 (r)

**Equipment group number**  
(Signal Equipt)

- (b) Belgium
- (e) England
- (f) France
- (a) USA
- (r) Russia
- (s) Switzerland

ruß Ben: Original (foreign) designation of equipment

Abf: Abbreviation

dtisch Ben: German designation of equipment

wo nötig er-  
läutern mit } Where required clarify with:

Abf: Abbreviation

## Country of origin

Belgien	Belgium
England	England
Frankreich	France
Nordamerika	USA
Rußland	Russia
Schweiz	Switzerland

**German identification number followed by the equipment group number (24 representing signal equipment) and a letter indicating the country of origin.**

100-200: Telephone and telegraph

200-799: Wireless, Intercom

800-900: Optical signalling equipment

This particular sample page was taken from the Russian section of the publication.

**English translation of a sample page with explanation of the page numbering as used in D50/13.**

Fortsetzung siehe Rückseite

To be continued on next page



dtsh Kennnummer

**266** 24 (b)

belg Ben:

Abf:

P M 5

dtsh Ben:  
wo nötig er-  
läutern mit }

**Funkgerät 266 (b)**

— belg P M 5 —

Abf:

**Fu Ger 266 (b)**

Sende- und Empfangsgerät



Vorderansicht

**Beschreibung**

Wellenbereich 40—70 m

Leistung . . tg 0,5 W  
tn 0,5 W

Reichweite . . tg 30 km  
tn 20 km

Röhren . . . für Sender u. Empfänger  
5 KF 3  
4 KL 1

Stromquelle Trockenbatterie

Heizspanner

Antenne . . 3 m Stabantenne  
aus 11 Stäben bestehend mit  
3 Gegengewichtsdrähten

Größe . . . 27 × 34,5 × 43 cm

Gewicht . . 25 kg

Transport . . im Tornister

Anmerkung. 1939 in Spanien festgestellt

engl Ben:

Wireless Set 38

Abf:

dtisch Ben:

**Funfgerät 244 (e)**

wo nötig er-  
läutern mit f

Abf:

Sende- und Empfangsgerät




Bild 1. Gerät ohne Zubehör

**Sender**

Type		
Wellenbereich	40,54—33,3 m;	7,4—9 MHz
Leistung	0,5 Watt	
Wellenart	A 3	
Wellendifferenz		
Reichweite bei	A 3	
Schaltung	selbsterregt	
Röhrenbestückung	1×ATP 4	2×ART 12

**Empfänger**

Type		
Wellenbereich	siehe Sender	
Schaltung	Superhet (Reflexschaltung)	
Röhrenbestückung	4×ART 12, davon 2 im Sender verwendet	

Fortsetzung siehe Rückseite

dtisch Kennnummer

**270** 24 (f)

frz Ben:

Emetteur Récepteur 12

Nbt:

E R 12


dtisch Ben:  
wo nötig er-  
läutern mit }

**Funfgerät 270 (f)**

— frz E R 12 —

Nbt:

Fu Ger 270 (f)



Komb. Sende- und Empfangsgerät  
Vorderansicht

#### Sender

Wellenbereich . . . . .	500—1000 m
Leistung . . . . .	
Wellenart . . . . .	A 1
Reichweite A 1 . . . . .	bei 2 m hoher Antenne 10 km bei 4 m hoher Antenne 20 km bei 7 m hoher Antenne 30 km
Wellendifferenz . . . . .	5—10 m
Röhren . . . . .	2 Stück Typ TM 2 (parallel)

#### Empfänger

Wellenbereich . . . . .	500—1000 m
Schaltung . . . . .	Einkreis-Geradeausempfänger
Röhren . . . . .	3 Stück Typ TM 2

Fortsetzung siehe Rückseite

dtſch Kennnummer

amſ Ben: S C R — 77 — B (A)

**207** 24 (a)


Nbf:

dtſch Ben:  
wo nötig er-  
läutern mit }

## **Funſtgerät 207 (a)**

Nbf:

Sende- und Empfangsgerät



Gerät betriebsbereit

### **Sender**

Type . . . . .	BC—9—A
Wellenbereich . . . . .	73—68 m; 4100—4400 kHz
Leistung . . . . .	
Wellenart . . . . .	A 1
Wellendifferenz . . . . .	
Reichweite . . . . .	5—7,5 km
Schaltung . . . . .	
Röhrenbestückung . . . . .	3× VT—1 (zugleich als Empfangs- röhren mitverwendet)

### **Empfänger**

Type . . . . .	BC—9—A
Wellenbereich . . . . .	73—68 m; 4100—4400 kHz
Schaltung . . . . .	Geradeaus
Röhrenbestückung . . . . .	Siehe Sender

Fortſetzung ſiehe Rückſeite

# Wireless for the Warrior Volume 1

*First published December 1995 by GC Arnold Partners, Broadstone, Dorset, U.K., ISBN 1898805 08 3*

Volume 1 (*'Wireless Sets No. 1 to 88'*) of Wireless for the Warrior is published in A4 format softback, and contains 360 pages, about 150 photographs, 320 line drawings/circuit diagrams and 130 tables. An explanation of the various Type Nomenclature systems used for Army radio equipment from WW1 to the 1960's is followed by descriptions of the sets themselves. The aim in each case has been to describe the history, technical details, aerials and accessories used with each set, together with spares schedules. Where a set was used in more than one application - for example as a mobile or a ground station - details of the variations are provided. Several versions and adaptations of the sets produced in Australia and Canada are also described.

The descriptions of the sets are followed by a series of appendixes: Glossary of Terms;

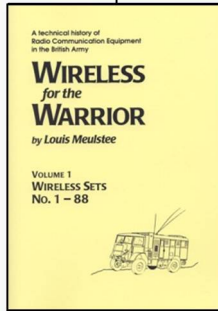
Condensed data of Equipment; Accessories List; Army Valves Designation and Equivalents; Table of Frequency Coverage of Army Wireless Sets.

All Wireless Sets in the numerical range (No. 1 to No. 88) are described. Detailed information is given on: Wireless Sets Nos. 1, 2, 3, 4, 5, 6, 7, 8, 9, Cdn 9, 11, 12, 13, 14, 15 (E10), 16, 17, X20A, 21, 23, 24, 26, 27, Cdn 27, 28, X32D, 33, 36, 37, Cdn 43, 47, 49 (B40/C40), X56A, 57, Cdn 58, 63, 76, 78 and 86 (C41/R222).

Other sets mentioned: Wireless Sets Nos. 11 (Aust), 101 (Aust), 108 (Aust), 109 (Aust), 112 (Aust), 133 (Aust) and Admiralty Type 5G.

Since the standard World War 2 sets are described in Volume 2, only a summary is given here; this includes:

Wireless sets Nos. 10, 18, 19, 22, C29, 31, 38, 42, 46, 48, C52, 53, 62, 68 and 88.



# Wireless for the Warrior Volume 2


*First published March 1998 by GC Arnold Partners, Broadstone, Dorset, U.K., ISBN 1898805 10 5*

Volume 2 (*'Standard Sets for World War 2'*) of Wireless for the Warrior is published in A4 hardback, containing 722 pages, and featuring 200 photographs, approximately 750 line drawings/circuit diagrams and 180 data tables. Comprehensive information on vehicle installations is included where appropriate, giving the book considerable appeal to military vehicle enthusiasts, as well as awakening memories of those who maintained or used these sets 'in anger'.

It provides detailed information on the following standard World War 2 sets and other sets of which sufficient information was unavailable when Volume 1 was published:- Wireless Sets Nos. 10, 18, 19, 22, 31, 31AFV, 38, 38AFV, 42, 46, 48, 53, 62, 68, 88 and 88AFV - Wireless Sets Canadian Nos. 19, 29 and 52;

Australian Nos. 19, 22, 108, 122, 133 and 153  
Other sets mentioned include: Burndept BE201, CN348, RCA ET-4332b, DF station PE No.1. Larkspur range: Station Radio B47, C42, C45 and C11/R210. Air Ministry: TR1143, TR1987. US Signal Corps: SCR-300, BC-610, AN/TRC-5 and AN/TRC-6.

In the Appendixes the following items are covered: Glossary of Terms; Condensed Data of Equipment; Accessories; Army Valves Designations and Equivalents; Table of Frequency Coverage of Army Wireless Sets; References and Bibliography; Commercial Equipment; Miscellaneous Military Equipment; Generating Sets and Secondary Batteries; Collecting and Safety; Vehicle Installations; Mains Power Supply Unit.

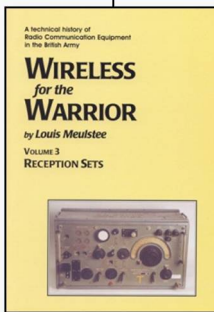


## Wireless for the Warrior Volume 3

*First published July 2001 by Wimborne Publishing Limited, Dorset, U.K., ISBN 0952063 35 2*

The third Volume in the Wireless for the Warrior series, entitled '**Reception Sets**', is devoted to receivers (also known as Reception Sets) used in the British Army over the period 1932 to the 1960s. The contents of this Volume is principally concentrated on the R100 to R508 series, but many other receivers with different nomenclatures are covered.

Volume 3 consists of eight main chapters, each dealing with a distinct group of receivers (in total more than 70 receivers), introductory and general information pages and a number of appendixes. It contains 546 pages and features 230 photographs, 470 line drawings and 220 data tables in A4 hardback format.



- 1 Army Reception Sets.
- 2 Reception Sets Adopted from other Arms.
- 3 Special Receivers.
- 4 Direction Finding Receivers.
- 5 Army Broadcast Reception Sets.
- 6 Commonwealth Army Reception Sets.
- 7 Commercial Receivers Adopted by the Army.
- 8 Army Welfare Reception Sets.

In the Appendixes are covered:

- Condensed Data of Equipment.
- Army Valve Designations and Equivalents .
- Headphones in use in the British Army.


A large number of related equipment and wireless sets are mentioned in Volume 3 including specialists' vehicles and installation layout.

## Wireless for the Warrior Volume 4

*First published September 2004 by Wimborne Publishing Limited, Dorset, U.K., ISBN 0952063 36 0*

The fourth Volume ('**Clandestine Radio**') in the Wireless for the Warrior series is different in approach to the previous books. Although it still contains a mix of technical data, photographs, line drawings and circuit diagrams, no extensive descriptions are provided, principally to limit the number of pages but also for reasons of non-availability of detailed information for the majority of the sets. This Volume is a combined effort of Louis Meulstee, Rudolf Staritz and a number of other authors, notably Jan Bury, Erling Langemyr, Tor Marthinsen, Pete McCollum and Antero Tanninen, experts in their own fields and living in various parts of the world.

The time period imposed on the selection of sets to be included in this volume stretches from about 1938 up to the early 1990s, approximately to the fall of the Berlin Wall.



It must be noted that apart from Clandestine, Agents or 'Spy' radio equipment, sets which were used by Special Forces, Partisans, Resistance, 'Stay Behind' organisations, Australian Coast Watchers and Diplomatic Service are covered. Also included are selected associated power sources, intercept receivers, RDF equipment, High speed keys, S-Phone, bugs and radio- and radar beacons such as Eureka/Rebecca. In the Appendix there is a list of abbreviations.

Volume 4 is covered in a number of main chapters, describing equipment used or manufactured in a certain country. Information is included on more than 230 sets. It contains 692 pages in A4 hardback format, and features over 850 photographs, 360 line drawings and 440 data tables.

The Wireless for the Warrior Compendium series is principally intended as a practical guide and reference source to vintage military signal communication equipment. It is particularly valuable to anyone with an interest, professionally or otherwise, in this subject, requiring an elementary but complete quick reference and recognition handbook. Containing condensed data summaries, liberally illustrated with photos and drawings, explanatory captions and short descriptions of the main ancillaries, its pocket size format and laminated soft cover makes it an ideal reference and reliable companion for events such as auctions and radio rallies, or just for browsing at leisure.

## WffW Compendium 1

### Spark to Larkspur (Wireless Sets 1910-1948)


*First published September 2009 by Emaus Uitgeverij, Groenlo, The Netherlands. ISBN 978 90 808277 2 1*

Wireless for the Warrior *Compendium 1* Spark to Larkspur (Wireless Sets 1910-1948) is published in a practical A5 softback format. It contains 354 pages and over 560 photographs, line drawings and tables, a comprehensive index, and a fold-out 'Chart of interrelationship of sets'.

Compendium 1 is organised into three main sections being 'World War 1', further divided into chapters covering spark sets, CW sets, receivers, amplifiers and miscellaneous.

The second section, 'Interwar years' covers standard sets, experimental communication sets, experimental tank and AFV sets, early sets in the numerical series and miscellaneous items.

Finally, the section 'World War 2' covers sets in the numerical series up to Wireless Set No. 88 AFV, wave-meters, aerial coupling equipment, wireless remote control units and Morse training sets.



## WffW Compendium 2

### Spark to Larkspur (Special Sets, Receivers and Larkspur)

*First published August 2012 by Louis Meulstee, ISBN 978 90 819271 0 9*

Wireless for the Warrior *Compendium 2* 'Spark to Larkspur' (Special sets, Receivers and Larkspur) is published in a practical A5 softback format. It contains 215 different sets and systems in 458 pages, and over 1050 photographs, line drawings and tables. Included are a comprehensive index and a list of suggested further reading.

Compendium 2 is divided into five main sections and sub-divided into chapters by application, operational use, range or family of sets, and date of introduction.


The first section covers 'Special Sets' with chapters: commercial, RAF and other sets adapted for Army use; ground to air sets; special sets; miscellaneous and local pattern sets; experimental sets.

The 'Commonwealth Sets' section deals with equipment manufactured and/or used in Australia, New Zealand and South Africa.

'Receivers' are covered in a separate section comprising chapters on: numerical series; commercial, RAF and special receivers adopted for Army use; Receivers manufactured in Australia, Canada and New Zealand; Army broadcast and welfare-amenities receivers.

'Direction Finding receivers and Systems' include chapters on rotating loop DF systems; commercial U-type Adcock DF systems; Army U-type Adcock DF systems; miscellaneous DF sets and systems.

The final section covers the 'Larkspur' era of sets, including Anti-Aircraft Command sets.




# WfW Compendium 3 and 4

## Foreign Equipment Data Sheets Part 1 and 2


First published August 2012 by Louis Meulstee

WfW Compendium 3: ISBN 978 90 819271 1 6

WfW Compendium 4: ISBN 978 90 819271 2 3



Wireless for the Warrior *Compendium 3* and 4 contains a facsimile reprint of the German World War 2 publication entitled 'Signal Equipment' ('Nachrichtengerät'), also known as D50/13. The publication is Volume 13 in the 'Foreign Equipment Data Sheets' ('Kennblätter fremden Geräts'), a series of German Army publications providing data on enemy equipment, principally from Belgium, England, France, North America, Russia and Switzerland. It was first issued to the German forces in July 1940, completely revised in 1941, with supplements issued in 1941, 1942 and 1943.



For practical reasons the reprint was split into two parts: Compendium 3 covering the Belgian, English, French and North American sections containing 225 different signal instruments in 474 pages, and Compendium 4 with the Russian and Swiss sections, containing 171 different signal instruments in 364 pages. For English-speaking readers an English introduction, table of contents, glossary and translation of original German sample pages are provided. The facsimile reprint represents the D50/13 publication as it was used issued and updated, including all supplements, of

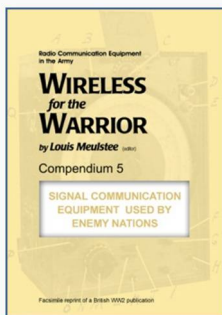
which the last was issued in November 1943. 'Foreign Equipment Data Sheets' is a series of 15 different German Army publications providing principal data on enemy equipment ranging from small arms, heavy weapons, ammunition and vehicles, to communication equipment. They were compiled by the German high command, based on captured equipment and handbooks, but also from various (commercial) documents and journals, and issued to the German Forces as a guide to the reuse of the equipment. Original and complete copies are rare.

# WfW Compendium 5

## Signal Communication Equipment used by Enemy Nations

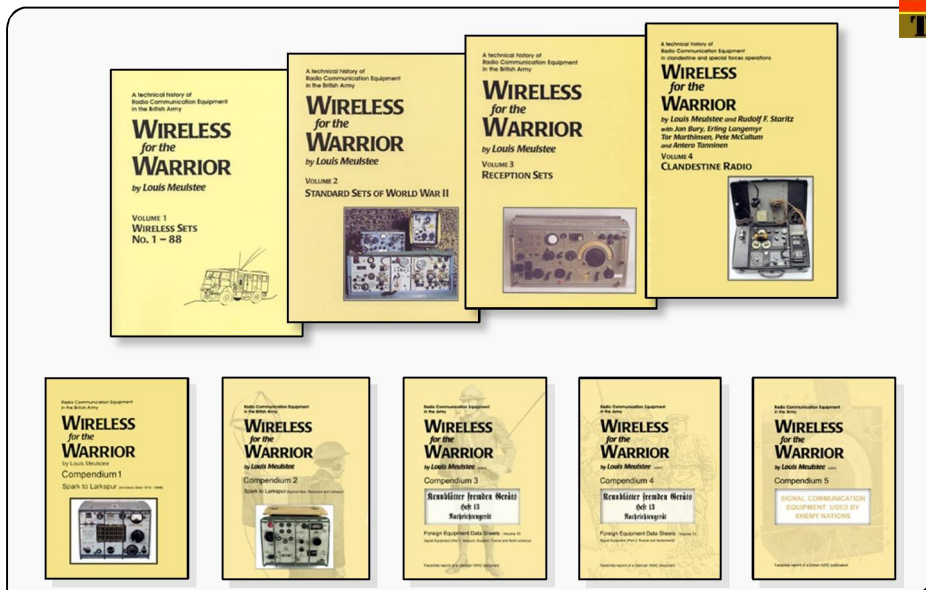
First published November 2012 by Louis Meulstee, ISBN 978 90 819271 3 0

Wireless for the Warrior *Compendium 5* is a facsimile reprint of 'Signal Communication Equipment used by Enemy Nations', a British publication providing technical and operational data on captured enemy signal communication equipment originating from Germany, Italy and Japan. It was produced by the Signals Research and Development Establishment (SRDE) in co-operation with M.I. 8 and first issued as a secret document in January 1944. The publication was a result of careful study and examination, based on captured equipment and handbooks, intended as a guide to the reuse of the equipment. At first glance the publication may be considered as the British



counterpart of the German 'Kennblätter fremden Geräts, Heft 13, Nachrichtengerät' (reprinted in WfW Compendium 3 and 4). However, the individual entries in 'Signal Communication Equipment used by Enemy Nations' are far more detailed and accurate. In addition it provide many practical details such as hints on the operation and maintenance of the sets, glossaries, nomenclatures with an explanation of the type numbering systems, and connections of plugs, sockets and valve bases. Original and complete copies are very rare. This reprint reproduces the publication as it was originally issued, including all supplements with the amendment changes already carried out.





## Wireless for the Warrior

### Volumes 1 - 4 and Compendium 1

Wireless for the Warrior *Volumes 1 - 4* and *Compendium 1* are available by mail order from Direct Book Service.

The easiest and most convenient way to order is online via [www.radiobygones.com](http://www.radiobygones.com) (go to the 'UK Store' via the 'EPE Online' link)

Books are normally kept in stock and despatched within seven days. It should also be noted that reduced postage rates may apply if more than one book is ordered. Contact the Direct Book Service for details.

**Direct Book Service**  
**Wimborne Publishing Ltd**  
**113 Lynwood Drive**  
**Merley, Winbourne**  
**Dorset BH21 1UU, England**

Phone: +44 (0)1202 880299

Fax: +44 (0)1202 843233

Email: [radiobygones@wimborne.co.uk](mailto:radiobygones@wimborne.co.uk)

Website: [www.epemag.com](http://www.epemag.com) ('UK Store' tab)

## Wireless for the Warrior

### Compendiums 2 - 5

Wireless for the Warrior *Compendiums 2, 3, 4 and 5* are only available direct from the 'Print On Demand' printers via the internet on-line bookshop at [www.lulu.com/spotlight/wftw](http://www.lulu.com/spotlight/wftw).

Print on demand (POD) is a printing technology and process in which new copies of a book are not printed until an order has been received, which means books can be printed one at a time.

Each order is printed and shipped locally, which minimizes time in transit and transit costs.

For more information and up-to-date news about developments in the Wireless for the Warrior range of books, particularly the Compendium series, and a link to the bookshop see the Wireless for the Warrior website [www.wftw](http://www.wftw).